

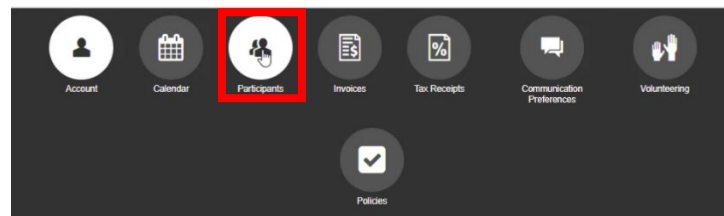
Skate Saskatoon Online Progress Reports

Skate Saskatoon has transitioned to online report cards for CanSkate. Below is a summary of how to view your skater's progress through both Achievements (CanSkate Ribbons and Badges) as well as Evaluations (which shows the skills completed and still required for CanSkate Ribbons and Badges). Evaluations are typically published at the end of a program. No Achievements or Evaluations will be visible until an assessment has been completed, which is typically near the end of a class. A video describing this process is also available on SkateSaskatoon.com

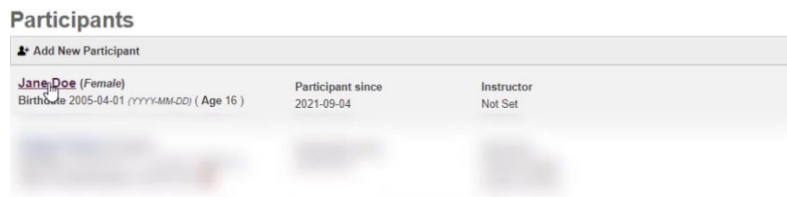
1. Login to your account on Skate Saskatoon.com
 - a. Click your name in the upper right corner to see your profile.




2. Select "Participants" to view all the skaters on the account.



3. Select the participant you want to view by clicking their name.

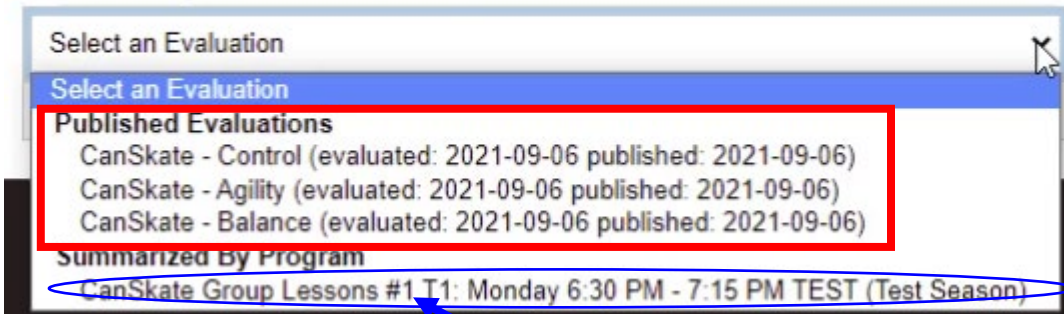


4. Select "Evaluations".



- Use the drop-down menu to view the evaluations for each of the 3 areas of CanSkate: Control, Agility and Balance.

Participant Evaluations



This region will not show actual evaluations.

- Select an appropriate evaluation such a “CanSkate – Control”, check marks show skills which have been achieved, once all skills in an area are achieved a Ribbon is awarded, such as “CanSkate 1 – Control”, once all level 1 ribbons have been awarded the “CanSkate 1 Badge” is achieved.

Participant Evaluations

CanSkate - Control (evaluated: 2021-09-06 published: 2021-09-06) Print

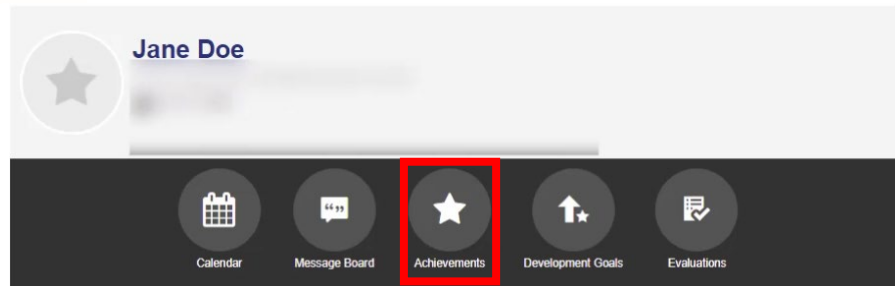
Legend: Goal Achieved Goal Attempted

CanSkate - Control
 from CanSkate Group Lessons #1 T1: Monday 6:30 PM - 7:15 PM TEST

CanSkate 1 - Control	
<input checked="" type="checkbox"/>	Snow slide steps R
<input checked="" type="checkbox"/>	Snow slide steps L
<input checked="" type="checkbox"/>	Bwd 2-ft skating/walking
<input checked="" type="checkbox"/>	Bwd 2-ft glide
★ CanSkate 1 - Control: 2021-09-06	

CanSkate 2 - Control	
<input checked="" type="checkbox"/>	Fwd stop
<input checked="" type="checkbox"/>	Bwd 2-ft sit glide
<input checked="" type="checkbox"/>	Bwd 2-ft to 1-ft glide R
<input checked="" type="checkbox"/>	Bwd 2-ft to 1-ft glide L
<input checked="" type="checkbox"/>	Bwd push/glide sequence
★ CanSkate 2 - Control: 2021-09-06	

- To view Achievements such as Ribbons or Badges, from the skater profile select “Achievements”.



8. Select “CanSkate (In Progress)”, **both CanSkate and Advanced PreSTAR achievements are under the “CanSkate (In Progress)” item**, click the small “+” sign to expand the menu, if there is no “+” sign then no achievements have been entered into the system, they will be entered near the end of the term.

Participant Achievements

Completed View | List View | Requirements View

CanSkate & Advanced PreSTAR

- STARSkate
- Synchro
- Competitive

CanSkate (In Progress)

- CanSkate 4 - Balance (September 6, 2021)
- CanSkate 4 - Control (September 6, 2021)
- CanSkate Badge 3 (September 6, 2021)
- CanSkate Badge 2 (September 6, 2021)
- CanSkate Badge 1 (September 6, 2021)
- CanSkate 3 - Balance (September 6, 2021)
- CanSkate 2 - Balance (September 6, 2021)
- CanSkate 1 - Balance (September 6, 2021)
- CanSkate 3 - Agility (September 6, 2021)
- CanSkate 2 - Agility (September 6, 2021)
- CanSkate 1 - Agility (September 6, 2021)
- CanSkate 1 - Control (September 6, 2021)
- CanSkate 2 - Control (September 6, 2021)
- CanSkate 3 - Control (September 6, 2021)

Advanced PreSTAR (In Progress)

Small “+” sign to expand

9. The achievements and evaluation pages are running totals, so if a skater finishes CanSkate Badges 1 and 2 in one class and then takes another and completes Badges 3 and part of 4 all of the current progress to date will be shown using the above viewing instructions, not just the progress in the current class.